

**Alternative Report by Civil Society:
ODA Contributions of Germany, Switzerland and
Austria
for the International Response to the HIV Pandemic**

Main Findings for Switzerland
including updated target volumes based on current exchange rates

Action against AIDS Germany
Aidsfocus.ch, Switzerland
Action Alliance against HIV/Aids Austria

Author: Joachim Rüppel
Medical Mission Institute Würzburg

ODA Definition and Criteria

- Official Development Assistance (ODA) is defined as those flows to developing countries and multilateral institutions provided by official agencies, including state and local governments, or by their executive agencies, each transaction of which meets the following tests:
 - it is administered with the promotion of the economic development and welfare of developing countries as its main objective;
 - it is concessional in character and conveys a grant element of at least 25 per cent.

Aid Activities

Aid activities include:

- projects and programmes
- cash transfers
- deliveries of goods
- training courses
- research projects
- debt relief operations
- contributions to non-governmental organizations.

Funding Channels or Mechanisms

- Bilateral flows are provided directly by a donor country to an aid recipient country.
- Multilateral flows are channelled via an international organization active in development (e.g. World Bank, UN Organizations, Global Fund)
- Funding channelled via the European Commission represents a special case, but is subsumed by DAC/OECD as multilateral

Recorded Fund Flows

Commitments:

A firm obligation, expressed in writing and backed by the necessary funds, undertaken by an official donor to provide specified assistance to a recipient country or a multilateral organization.

Disbursements:

The release of funds to or the purchase of goods or services for a recipient; by extension, the amount thus spent.

Required Dimensions of Analysis for a comprehensive Appraisal of Donor Engagement

- Total volume of resources differentiating between official figures and real resource transfers
- ODA contributions for health promotion
- ODA contributions for specific interventions to fight HIV

Needs Assessments by Millennium Project

For health the following components are considered:

- Health systems,
- Child health,
- Maternal and reproductive health,
- HIV/AIDS,
- Malaria,
- Tuberculosis,
- Access to essential medicines
- Potential savings due to preventive and synergistic interventions

Type of Interventions considered by Millennium Project

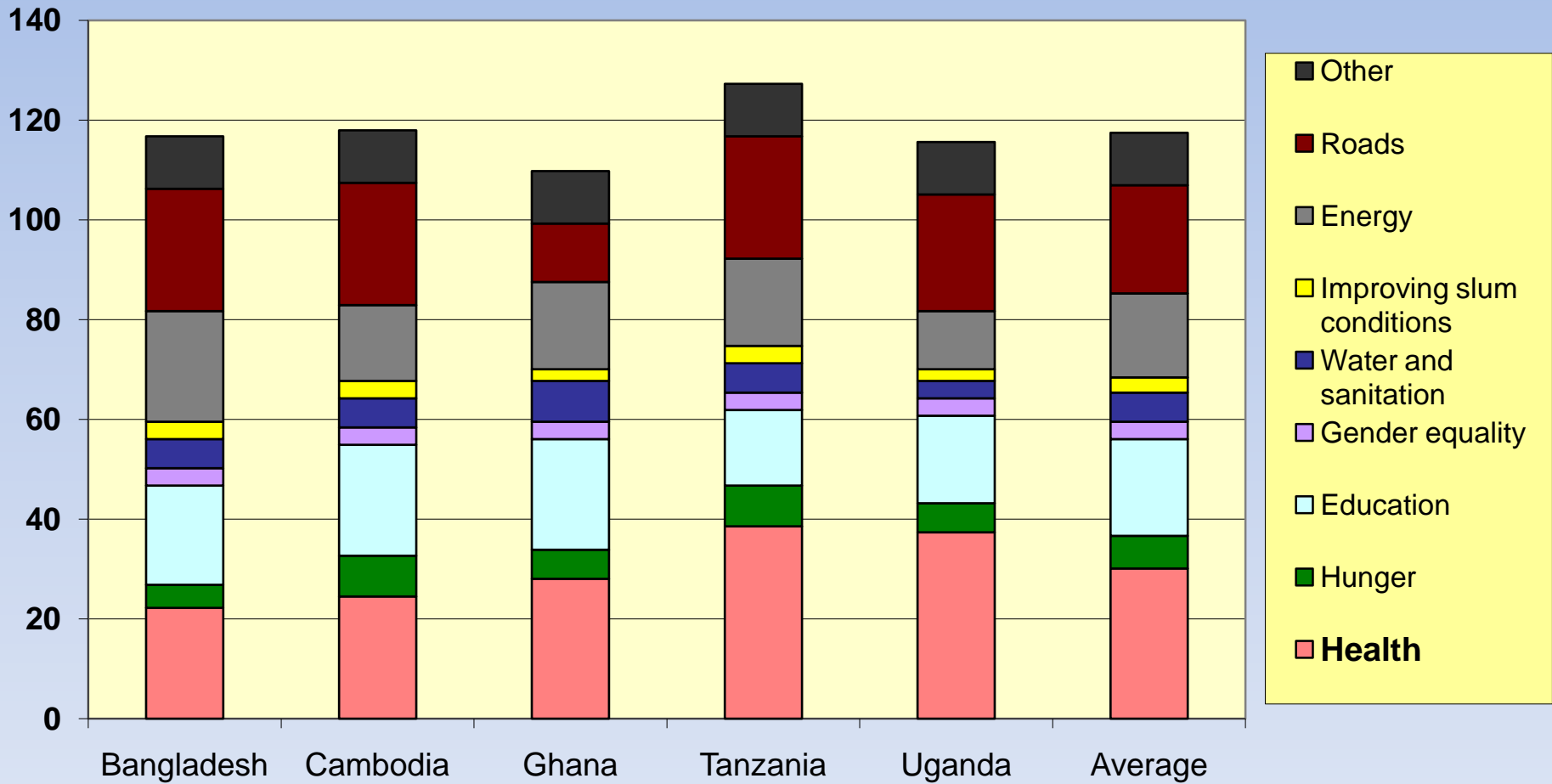
Health funding needs include:

- the cost of running a health system offering essential medical interventions, such as emergency obstetric care, treatment for the major infectious diseases, and interventions to reduce child mortality.
- interventions primarily provided outside the health system, such as preventing major diseases

Relevant Information Sources

Source	Purposes and Contents
CRS Aid Activity database of DAC/OECD	Basic data on (sub-)sectors, recipients, policy issues and financial volumes on a disaggregated level, i.e. for individual activities, for bilateral and most multilateral organizations
DAC Statistics database	Comprehensive data on the volume, origin and types of aid and resource flows on an aggregated level
World Bank Project Database	Data on recipients, sources, amounts of commitments and financial share of up to 5 sectors, as well as other aspects
Global Fund Pledges and Contributions Tables	Pledges made and contributions paid and unpaid for Global Fund
Annual Reports of International Organizations	Contributions paid to UN organizations, UNITAID, GAVI, etc. by donor; in some cases breakdowns by sector or theme
World Health Assembly Documentation	Status of collection of annual regular budget assessed contributions

Investment Needs per capita for Realizing the MDGs by Thematic Area in 2010 according to country studies of Millennium Project (2009 US\$)



Financing Needs to Achieve Country-defined Targets for HIV Services in 2010

(132 Low and Middle Income Countries)

Area	2009	2010
Prevention	9.0	11.6
Treatment and Care	5.5	7.0
Orphans and vulnerable Children	1.7	2.5
Programme Support Costs	3.4	3.7
Prevention of violence against women	0.2	0.3
Total in 2007 US\$ billions	19.8	25.1
Total in 2009 US\$ billions	20.5	26.0
Share of development assistance (2/3) in 2009 US\$ bn.	13.7	17.3

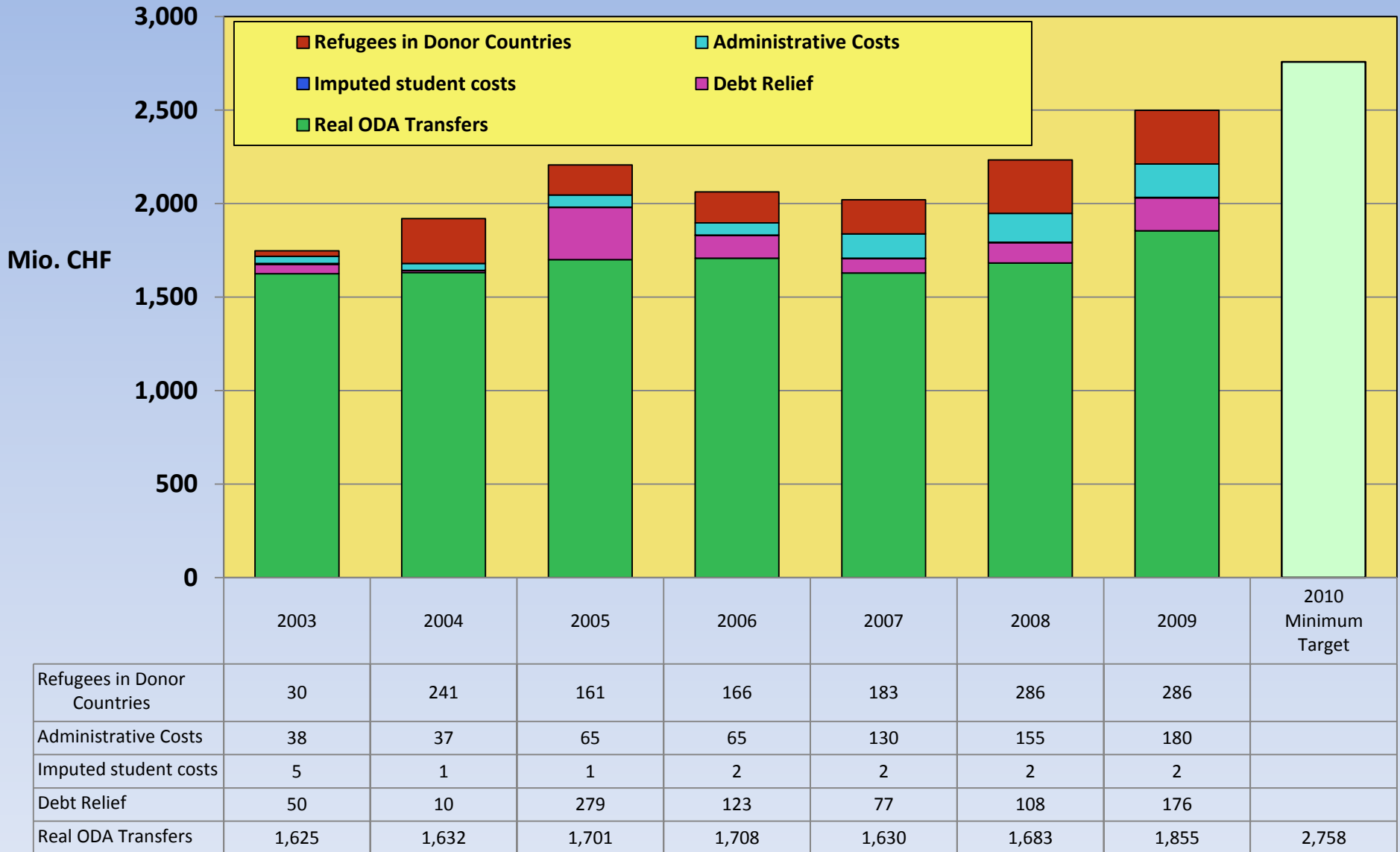
Sources: UNAIDS 2009, OECD deflators

Contribution Scenario to Raise the Required ODA to achieve the MDGs considering specific Financing Needs for Health and HIV, in the year 2010 (in 2009 US\$ and Euros)

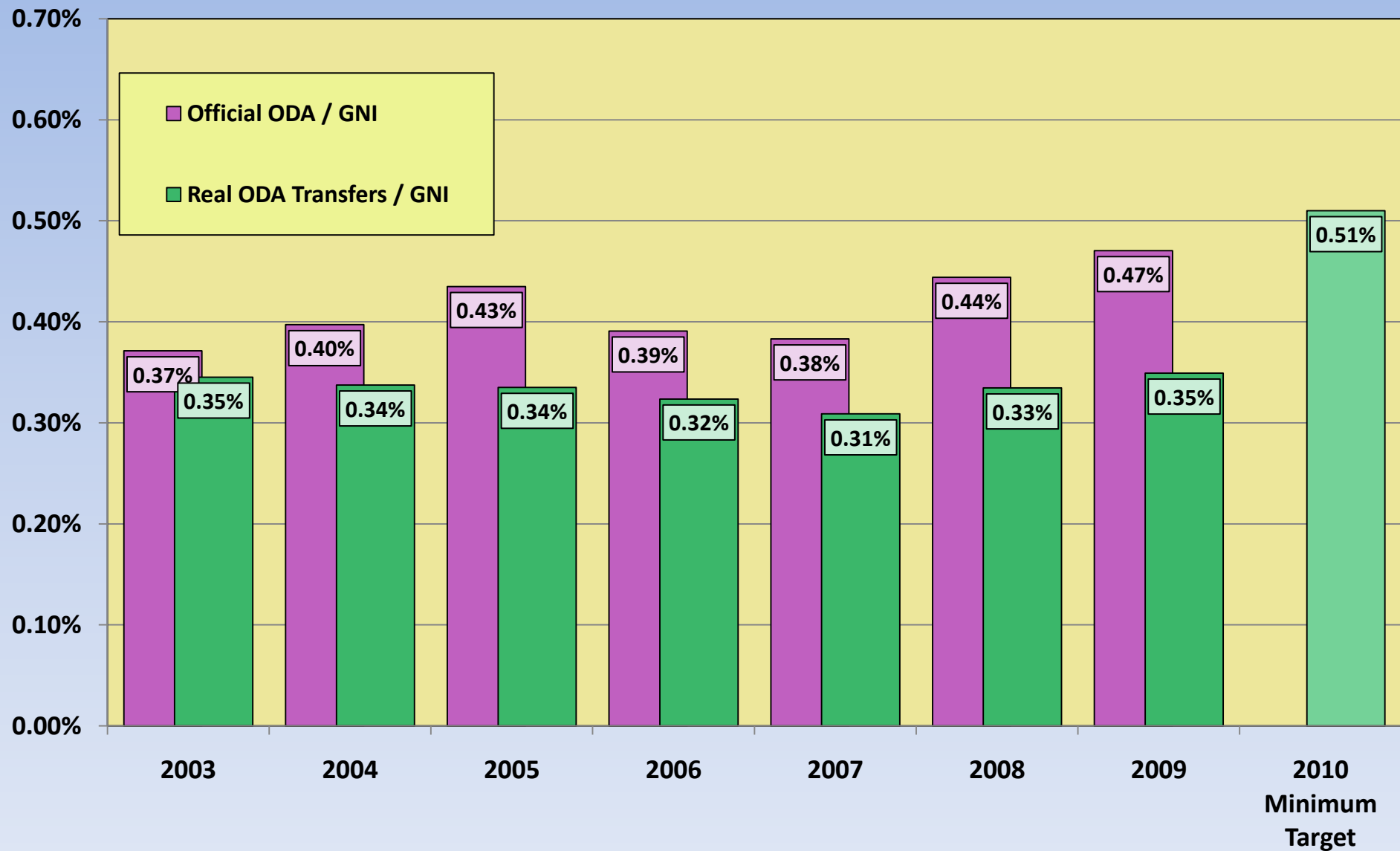
Development Area	All DAC Countries		Europe (EU+CH+N:50%)		Germany (10,6% of DAC)		Switzerland (1,5% of DAC)		Other DAC Countries	
	US\$ billions	% of GNI	US\$ billions	% of GNI	US\$ billions	Euro billions	US\$ billions	CHF billions	US\$ billions	% of GNI
Original Calculations by Millennium Project in 2009 US\$										
Total ODA Needs	177.5	0.43%	88.7	0.54%	18.81	14.65	2.66	2.75	88.7	0.35%
Direct ODA needs for MDGs (country/reg. level)	131.9	0.32%	66.0	0.40%	13.98	10.89	1.98	2.04	66.0	0.26%
Direct ODA needs for Health	33.5	0.08%	16.8	0.10%	3.55	2.77	0.50	0.52	16.8	0.07%
<i>Estimated needs for specific HIV Interventions</i>	7.0	0.02%	3.5	0.02%	0.75	0.58	0.11	0.11	3.5	0.01%
Taking into account country-defined targets for Universal Access										
Total ODA needs for HIV Interventions	17.3	0.04%	8.7	0.05%	1.83	1.43	0.26	0.27	8.7	0.03%
<i>ODA needs for specific HIV Interventions</i>	11.0	0.03%	5.5	0.03%	1.16	0.91	0.16	0.17	5.5	0.02%
Direct ODA needs for Health	37.4	0.09%	18.7	0.11%	3.97	3.09	0.56	0.58	18.7	0.07%
Direct ODA needs for MDGs (country/reg. level)	135.9	0.33%	67.9	0.42%	14.40	11.22	2.04	2.10	67.9	0.27%
Total ODA Needs	181.4	0.44%	90.7	0.56%	19.23	14.98	2.72	2.81	90.7	0.36%

Sources: Millennium-Projekt (2005); UNAIDS (2009); OECD deflators, OECD Rates of Exchange (Average June-Aug. 2010)

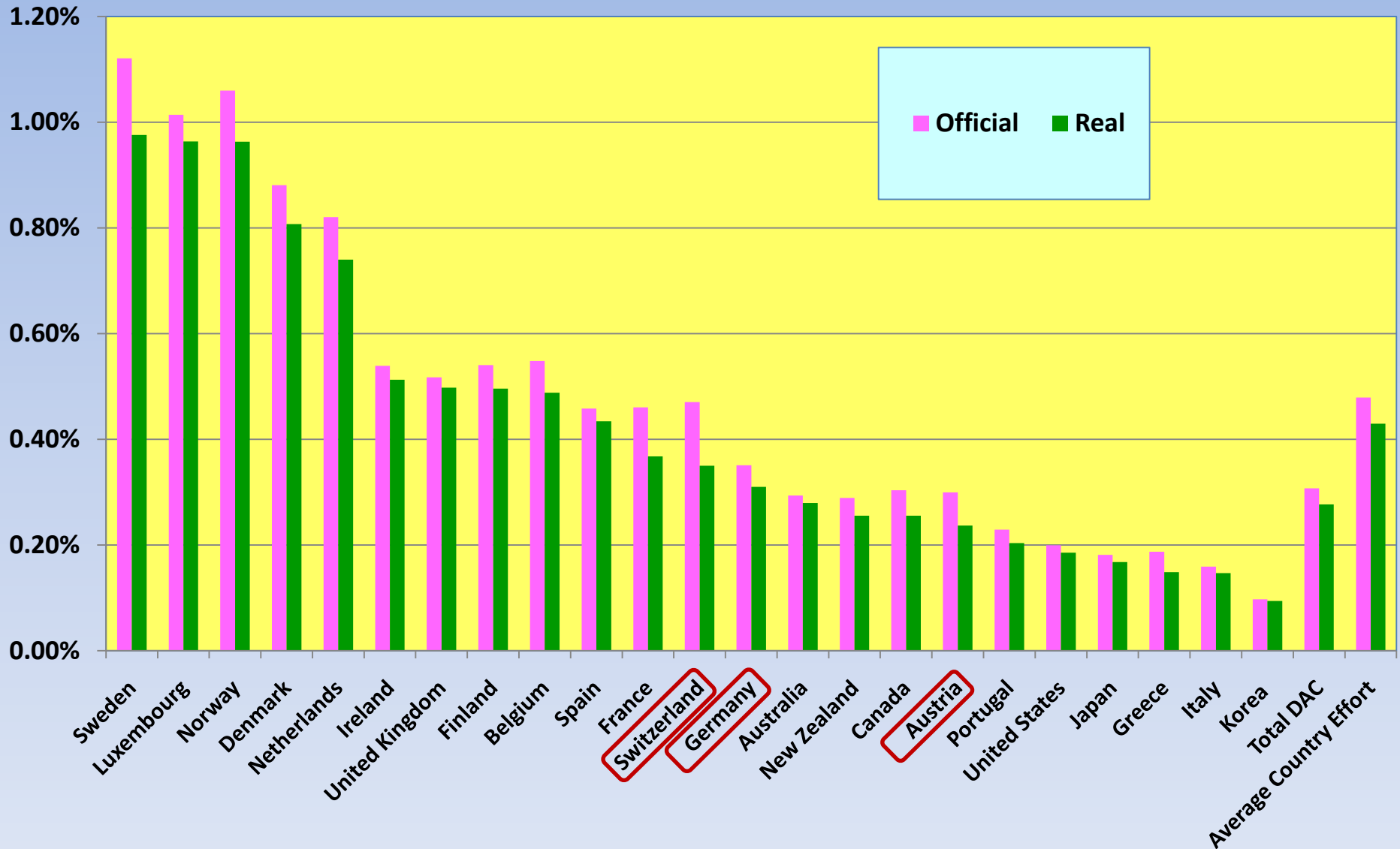
Evolution of Switzerland's official and real ODA, 2003-2009



Switzerland's official and real ODA in relation to GNI



DAC Countries: Official and Real ODA in relation to GNI, 2009



Estimate of ODA Contributions to respond to the HIV Crisis (in US\$ Mio.)					Country:	Switzerland	Year:	2008			
Financing Mechanism		Commitments					Disbursements				
		Country Commitment to Institution ¹⁾	Total Commitments by Institution	Commitments for HIV by Institution	HIV Response as % of total	Country Contribution for HIV	Country Disbursement to Institution	Total Disbursements by Institution	Disbursements for HIV by Institution	HIV Response as % of total	Country Contribution for HIV
Bilateral Cooperation²⁾		1,211.6	XXX	XXX	1.0%	12.5	1,047.5	XXX	XXX	1.0%	10.5
of that:	Specific HIV-Interventions	6.5	XXX	XXX	100.0%	6.5	4.8	XXX	XXX	100.0%	4.8
	Reproductive Health	0.2	XXX	XXX	25.0%	0.1	0.1	XXX	XXX	25.0%	0.0
	Sector-wide Programmes	53.7	XXX	XXX	10.0%	5.4	51.9	XXX	XXX	10.0%	5.2
	Other Health Problems	4.1	XXX	XXX	0.0%	0.0	3.9	XXX	XXX	0.0%	0.0
	General Budget Support ³⁾	40.6	XXX	XXX	1.5%	0.6	33.2	XXX	XXX	1.3%	0.4
Programmes Managed by European Commission		0.0	18,856.0	191.2	1.0%	0.0	0.0	13,736.8	235.5	1.7%	0.0
Programmes by IDA/World Bank⁴⁾		0.0	11,414.9	143.0	1.3%	0.0	186.2	9,818.6	325.6	3.3%	6.2
Contribution to World Health Organization⁵⁾		8.3	XXX	XXX	9.5%	0.6	8.3	XXX	XXX	9.5%	0.6
of that:	Assessed Contributions to Regular Budget ⁵⁾	5.6	479.4	45.6	9.5%	0.4	5.6	479.4	45.6	9.5%	0.4
	Voluntary Flexible and Core Contributions	2.6	XXX	XXX	9.5%	0.2	2.6	XXX	XXX	9.5%	0.2
Contribution to UNAIDS (Unified Budget and Workplan)		4.2	208.9	208.9	100.0%	4.2	4.2	208.9	208.9	100.0%	4.2
Contributions to Regular Budgets of other UN-Organizations⁶⁾		74.3	1,766.9	142.5	8.1%	5.8	74.3	1,752.9	141.2	8.1%	5.8
	UNDP (United Nations Development Programme)	45.6	504.4	15.4	3.0%	1.4	45.6	495.4	14.9	3.0%	1.4
	UNFPA (United Nations Population Fund)	11.8	275.1	86.4	31.4%	3.7	11.8	273.3	85.9	31.4%	3.7
	UNICEF (United Nations Children's Fund)	16.9	987.4	40.7	4.1%	0.7	16.9	984.2	40.4	4.1%	0.7
Global Fund to Fight AIDS, Tuberculosis and Malaria		6.7	2,232.8	1388.2	62.2%	4.2	6.7	2,167.5	1324.9	61.1%	4.1
of that:	Direct Contribution	6.7	XXX	XXX	XXX	XXX	6.7	XXX	XXX	XXX	XXX
	Other:	0.0	XXX	XXX	XXX	XXX	0.0	XXX	XXX	XXX	XXX
Contribution to African Development Fund⁴⁾		128.6	1,883.6	8.8	0.5%	0.6	46.8	1,793.8	28.3	1.6%	0.7
of that:	Specific Programmes and Projects in the Health Sector	XXX	23.7	0.0	0.0%	XXX	XXX	111.8	24.4	21.8%	XXX
	General Budget Support ²⁾	XXX	694.5	8.8	1.3%	XXX	XXX	313.9	3.90	1.2%	XXX
Contribution to Asian Development Fund⁴⁾		0.0	1,745.3	7.9	0.5%	0.0	12.1	1,592.5	2.6	0.2%	0.0
of that:	Specific Programmes and Projects in the Health Sector	XXX	72.4	7.2	10.0%	XXX	XXX	24.1	2.4	10.0%	XXX
	General Budget Support ²⁾	XXX	193.5	0.6	0.3%	XXX	XXX	64.5	0.2	0.3%	XXX
WFP (World Food Programme)		45.7	na	na	2.4%	1.1	45.7	na	na	2.4%	1.1
IPPF (International Planned Parenthood Federation)		0.0	XXX	XXX	25.0%	0.0	0.9	XXX	XXX	25.0%	0.2
IUATLD (Internat. Union Against TB and Lung Diseases)		0.0	XXX	XXX	0.0%	0.0	0.2	XXX	XXX	0.0%	0.0
Total Contribution (US\$)		1,644.2	XXX		1.8%	28.9	1,535.0	XXX		2.2%	33.3
Total Contribution (CHF)		XXX				31.7	XXX				36.6
Contribution for HIV Response as a % of GNI		XXX				0.006%	XXX				0.007%

Segment of CRS database Including categorisation and additional Information found through web search and direct inquiry

Switzerland 2008																
Year	Agency Name	Recipient Name	Flow Name	Short Description	Commitments (USD million)	Disbursements (USD million)	Category (1-4)	Purpose Code	Purpose Name	Channel of Delivery Name	Donor Project Id	Project Title	Long Description	Region Name	Income Group Name	Sector Name
2008	SDC	Bilateral, unspecified	ODA Grants	SMALL ACTIONS EAST AFRICA	0.013		1	13040	Std control including hiv/aids	SECTOR (donor, recipient, project)	7F-01358.29.2	Small Actions East Africa		Unspecified	Part 1 unallocated by income	I.3. Population Pol./Progr. &
2008	SDC	Bilateral, unspecified	ODA Grants	SMALL ACTIONS EAST AFRICA	0.003		1	13040	Std control including hiv/aids	SECTOR (donor, recipient, project)	7F-01358.29.2	Small Actions East Africa		Unspecified	Part 1 unallocated by income	I.3. Population Pol./Progr. &
2008	SDC	Bilateral, unspecified	ODA Grants	ONUSIDA SECONDMENT		-0.003	1	13040	Std control including hiv/aids	United Nations Programme	7F-02699.03.0	ONUSIDA secondment		Unspecified	Part 1 unallocated by income	I.3. Population Pol./Progr. &
2008	SDC	Bilateral, unspecified	ODA Grants	EDCTP CLINICAL TRIALS PARTNERSHIP	0.211	0.211	1	12250	Infectious disease control	SECTOR (donor, recipient, project)	7F-06670.01.0	EDCTP Clinical Trials Partnership (HIV share)	According to EDCTP annual report 18 million € of a total grant volume of 23.4 million € were for HIV equal to 77%	Unspecified	Part 1 unallocated by income	I.2.b. Basic Health
2008	SDC	Bilateral, unspecified	ODA Grants	EDCTP CLINICAL TRIALS PARTNERSHIP	0.211		1	12250	Infectious disease control	SECTOR (donor, recipient, project)	7F-06670.01.6	EDCTP Clinical Trials Partnership (HIV share)	According to EDCTP annual report 18 million € of a total grant volume of 23.4 million € were for HIV equal to 77%	Unspecified	Part 1 unallocated by income	I.2.b. Basic Health
2008	SDC	Cameroon	ODA Grants	FOND.SOCIALE CH NORD CAM H P. PETT		-0.059	1	13040	Std control including hiv/aids	NATIONAL NGOs	7F-02133.02.0	Fondation Sociale Suisse du Nord Cameroun Hôpital de Petté		South of Sahara	LMICs	Population Pol./Progr. & Reproducti
2008	SDC	Cameroon	ODA Grants	FOND.SOCIALE CH NORD CAM		0.182	1	13040	Std control including hiv/aids	NATIONAL NGOs	7F-02133.03.0	Fond.Sociale CH Nord Cam Hôpital Petté		South of Sahara	LMICs	Population Pol./Progr. &
2008	SDC	India	ODA Grants	SMALL ACTIONS COORDINATION OFFICE INDIA		0.018	1	13040	Std control including hiv/aids	LOCAL/REG IONAL NGOs	7F-02999.04.1	Small Actions Coordination Office India		South & Central Asia	LMICs	I.3. Population Pol./Progr. &
2008	SDC	India	ODA Grants	SMALL ACTIONS COORDINATION OFFICE INDIA		0.004	1	13040	Std control including hiv/aids	LOCAL/REG IONAL NGOs	7F-02999.04.6	Small Actions Coordination Office India		South & Central Asia	LMICs	I.3. Population Pol./Progr. &
2008	SDC	Indonesia	ODA Grants	SMALL ACTIONS EAST ASIA		0.016	1	13040	Std control including hiv/aids	SECTOR (donor, recipient, project)	7F-02729.13.0	Small Actions East Asia		Far East Asia	LMICs	I.3. Population Pol./Progr. &
2008	SDC	Iran	ODA Grants	SMALL ACTIONS SOUTH ASIA	0.039		1	13040	Std control including hiv/aids	GOVERNMENTAL ORGANISATIONS	7F-02728.09.0	Small Actions South Asia		Middle East	LMICs	I.3. Population Pol./Progr. &
2008	SDC	Mozambique	ODA Grants	INTERNATIONAL STRATEGIC PLAN TO COMBAT HIV/AIDS PREVENTION PROGRAM		-0.020	1	13040	Std control including hiv/aids	NATIONAL NGOs	7F-03928.01.0	National Strategic Plan to Combat HIV/AIDS		South of Sahara	LDCs	I.3. Population Pol./Progr. &
2008	SDC	Nepal	ODA Grants	HIV/AIDS PREVENTION PROGRAM		-0.061	1	13040	Std control including hiv/aids	LOCAL/REG IONAL NGOs	7F-01019.02.0	HIV/AIDS Prevention Program		South & Central Asia	LDCs	I.3. Population Pol./Progr. &
2008	SDC	Nepal	ODA Grants	HIV/AIDS PREVENTION PROGRAM		0.001	1	13040	Std control including hiv/aids	LOCAL/REG IONAL NGOs	7F-01019.02.0	HIV/AIDS Prevention Program		South & Central Asia	LDCs	I.3. Population Pol./Progr. &
2008	SDC	Nepal	ODA Grants	HIV/AIDS PREVENTION PROGRAM		0.061	1	13040	Std control including hiv/aids	LOCAL/REG IONAL NGOs	7F-01019.02.5	HIV/AIDS Prevention Program		South & Central Asia	LDCs	I.3. Population Pol./Progr. &
2008	SDC	Niger	ODA Grants	REINFORCEMENT COMP T. VIH/SIDA		-0.001	1	13040	Std control including hiv/aids	SECTOR (donor, recipient, project)	7F-03740.01.0	Reinforcement comp t. VIH/SIDA		South of Sahara	LDCs	I.3. Population Pol./Progr. &
2008	SDC	Niger	ODA Grants	REINFORCEMENT COMP T. VIH/SIDA		0.024	1	13040	Std control including hiv/aids	SECTOR (donor, recipient, project)	7F-03740.01.0	Reinforcement comp t. VIH/SIDA		South of Sahara	LDCs	I.3. Population Pol./Progr. &
2008	SDC	Serbia	ODA Grants	SMALL ACTIONS COORDINATION OFFICE PRISTINA		0.011	1	13040	Std control including hiv/aids	LOCAL/REG IONAL NGOs	7F-01900.04.0	Small Actions Coordination Office Pristina		Europe	UMICs	I.3. Population Pol./Progr. &
2008	SDC	South Asia, regional	ODA Grants	SMALL ACTIONS SOUTH ASIA	0.035	0.035	1	13040	Std control including hiv/aids	GOVERNMENTAL ORGANISATIONS	7F-02728.09.0	Small Actions South Asia		South & Central Asia	Part 1 unallocated by income	I.3. Population Pol./Progr. &
2008	SDC	South Asia, regional	ODA Grants	SMALL ACTIONS SOUTH ASIA	0.040		1	13040	Std control including hiv/aids	GOVERNMENTAL ORGANISATIONS	7F-02728.09.6	Small Actions South Asia		South & Central Asia	Part 1 unallocated by income	I.3. Population Pol./Progr. &
2008	SDC	South of Sahara, regional	ODA Grants	SMALL ACTIONS EAST AFRICA		0.001	1	13040	Std control including hiv/aids	SECTOR (donor, recipient, project)	7F-01358.27.3	Small Actions East Africa		South of Sahara	Part 1 unallocated by income	I.3. Population Pol./Progr. &
2008	SDC	South of Sahara, regional	ODA Grants	REPSSI REGIONAL PSYCHOSOCIAL SUPPORT INITIATIVE	1.185	1.185	1	13040	Std control including hiv/aids	LOCAL/REG IONAL NGOs	7F-02083.03.0	REPSSI Regional Psychosocial Support Initiative	REPSSI is a non-profit organization working to mitigate the psychosocial impact of HIV and AIDS, poverty and conflict among children and youth in 13 countries in Eastern and Southern Africa. REPSSI ultimately aim is to ensure that all children affected by HIV and AIDS, poverty and conflict access stable, affectionate care and support to enhance psychosocial wellbeing.	South of Sahara	Part 1 unallocated by income	I.3. Population Pol./Progr. & Reproductive Health

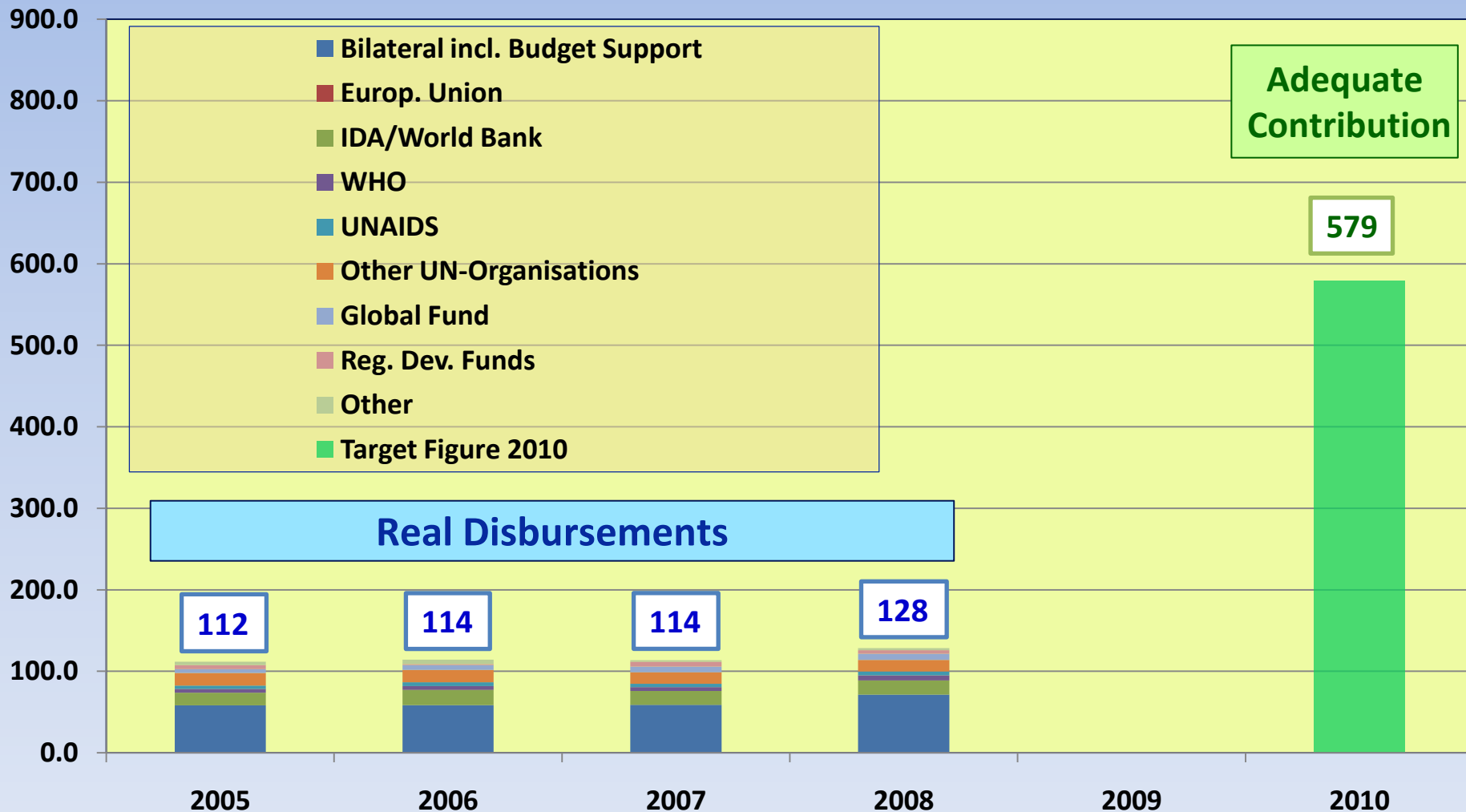
Switzerland: Estimate of ODA Contributions for Health Promotion, 2005-2008 (in Mio. CHF)

Financing-Mechanism	Commitments				Disbursements			
	2005	2006	2007	2008	2005	2006	2007	2008
Bilateral Cooperation	47.1	51.3	90.4	77.1	58.3	58.4	59.0	71.5
Programmes Managed by European Commission	0.0	0.0	0.0	0.0	0.0	0.0	0.0	0.0
Programmes by IDA/World Bank	0.0	82.1	1.3	0.0	15.5	18.9	17.0	17.2
Contributions to World Health Organization	4.6	4.7	4.5	6.4	4.6	4.7	4.5	6.4
Contributions to UNAIDS	4.1	4.6	4.2	4.6	4.1	4.6	4.2	4.6
Regular Budgets of other UN-Organizations	15.4	15.0	14.3	14.4	15.4	15.0	14.3	14.3
Global Fund to Fight AIDS, Tuberculosis and Malaria	4.9	6.2	6.9	7.3	4.9	6.2	6.9	7.3
Regional Development Funds	25.7	0.0	0.1	8.4	4.9	1.3	5.8	4.5
Other (WFP, IPPF, IUATLD)	4.2	7.1	1.6	1.2	4.2	5.3	2.0	2.4
Total	105.9	170.9	123.2	119.4	111.8	114.4	113.7	128.4
Health share in bilateral Cooperation (%)	3.8%	4.2%	6.3%	5.8%	4.7%	4.8%	5.2%	6.2%
Share in total Development Cooperation (%)	6.2%	8.5%	7.3%	6.6%	6.6%	6.7%	7.0%	7.6%
ODA-Contributions as % of GNI	0.021%	0.032%	0.023%	0.024%	0.022%	0.022%	0.022%	0.026%

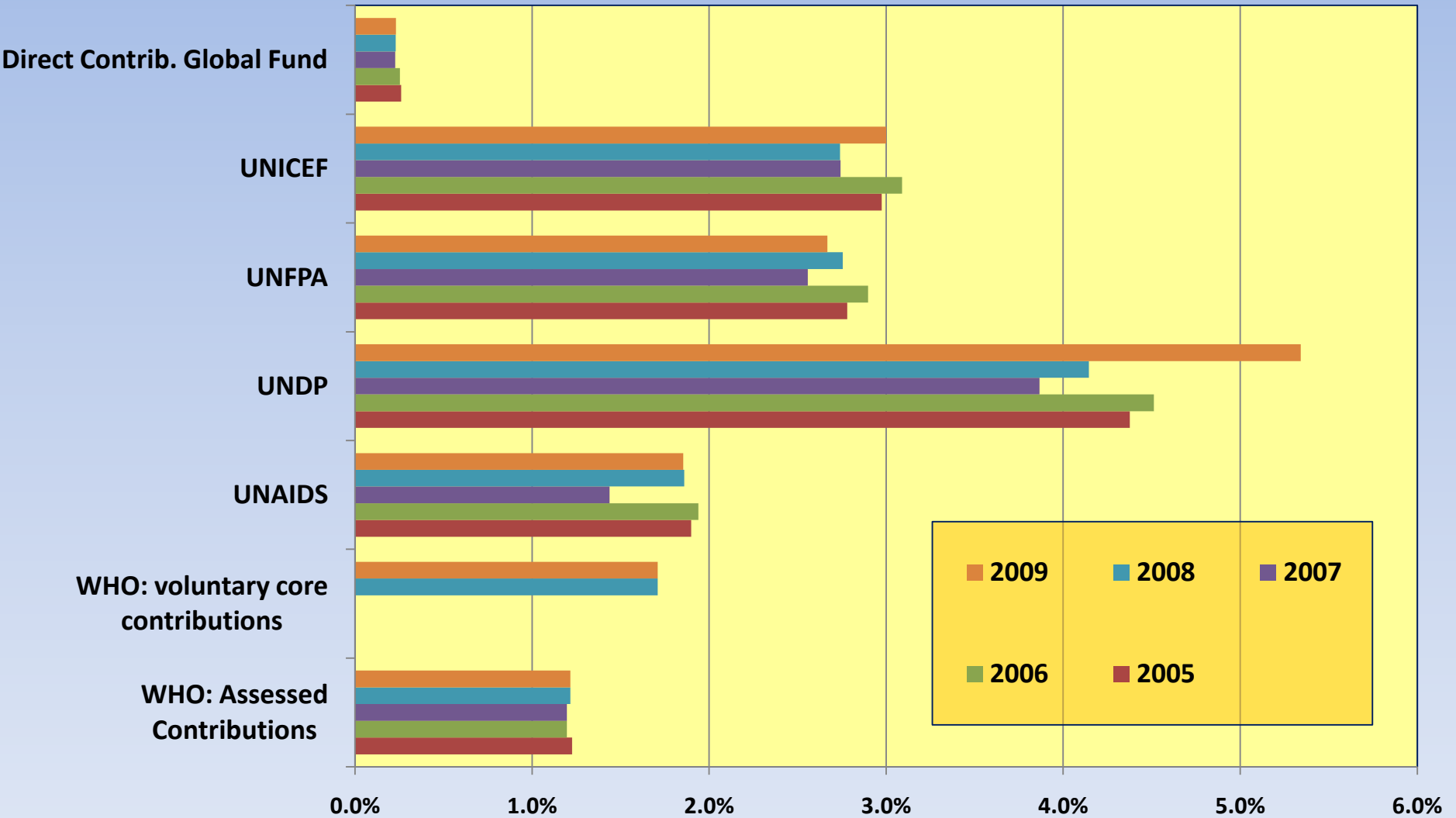
Sources: CRS/DAC, Annual Reports, Financial Reports, Project databases, own Analysis and Calculations

Switzerland's ODA Contributions for Health Promotion by relevant Financing-Mechanisms

CHF
Million



Switzerland's Share in Country Contributions to International Health-relevant Organisations

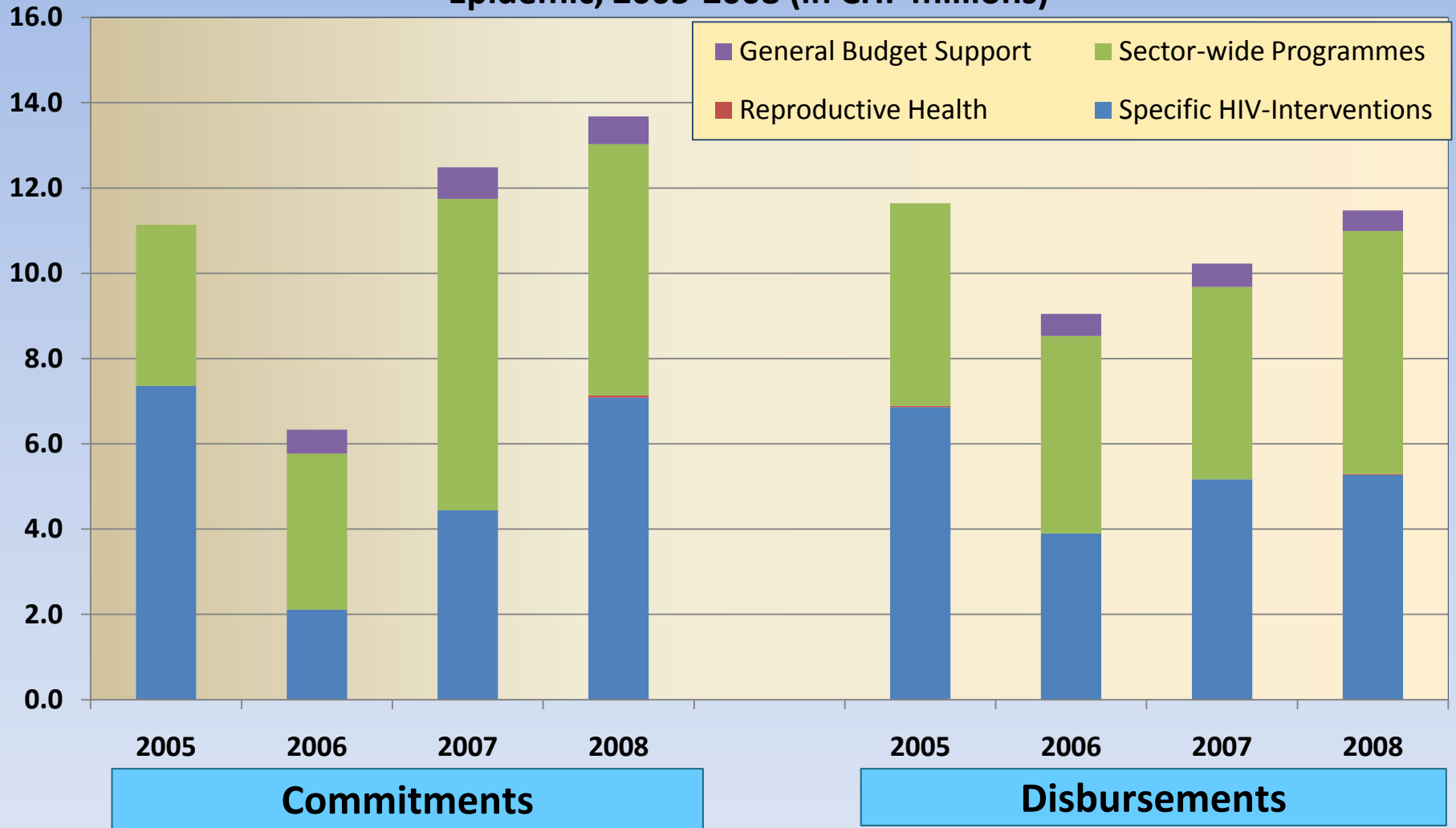


Switzerland: Estimate of ODA Contributions for the HIV Response, 2005-2008 (in Mio. CHF)

Financing-Mechanism	Commitments				Disbursements			
	2005	2006	2007	2008	2005	2006	2007	2008
Bilateral Cooperation	11.1	7.7	12.5	13.7	11.6	9.0	10.2	11.5
Programmes Managed by European Commission	0.0	0.0	0.0	0.0	0.0	0.0	0.0	0.0
Programmes by IDA/World Bank	0.0	13.4	1.1	0.0	8.2	8.6	7.8	6.8
Contributions to World Health Organization	0.4	0.4	0.4	0.6	0.4	0.4	0.4	0.6
Contributions to UNAIDS	4.1	4.6	4.2	3.0	4.1	4.6	4.2	4.6
Regular Budgets of other UN-Organizations	6.4	6.9	6.4	6.4	6.5	7.0	6.4	6.3
Global Fund to Fight AIDS, Tuberculosis and Malaria	2.5	3.7	4.6	4.6	2.8	3.2	4.4	4.5
Regional Development Funds	4.6	0.0	0.0	0.7	0.7	0.2	0.8	0.8
Other (WFP, IPPF, IUATLD)	4.2	4.8	0.8	1.2	4.2	4.3	1.0	1.4
Total	33.4	41.6	30.0	31.7	38.4	37.4	35.3	36.6
HIV share in bilateral Cooperation (%)	0.9%	0.5%	0.9%	1.0%	0.9%	0.7%	0.9%	1.0%
HIV share in total Development Cooperation (%)	2.0%	2.1%	1.8%	1.8%	2.3%	2.2%	2.2%	2.2%
ODA-Contributions as % of GNI	0.007%	0.008%	0.006%	0.006%	0.008%	0.007%	0.007%	0.007%

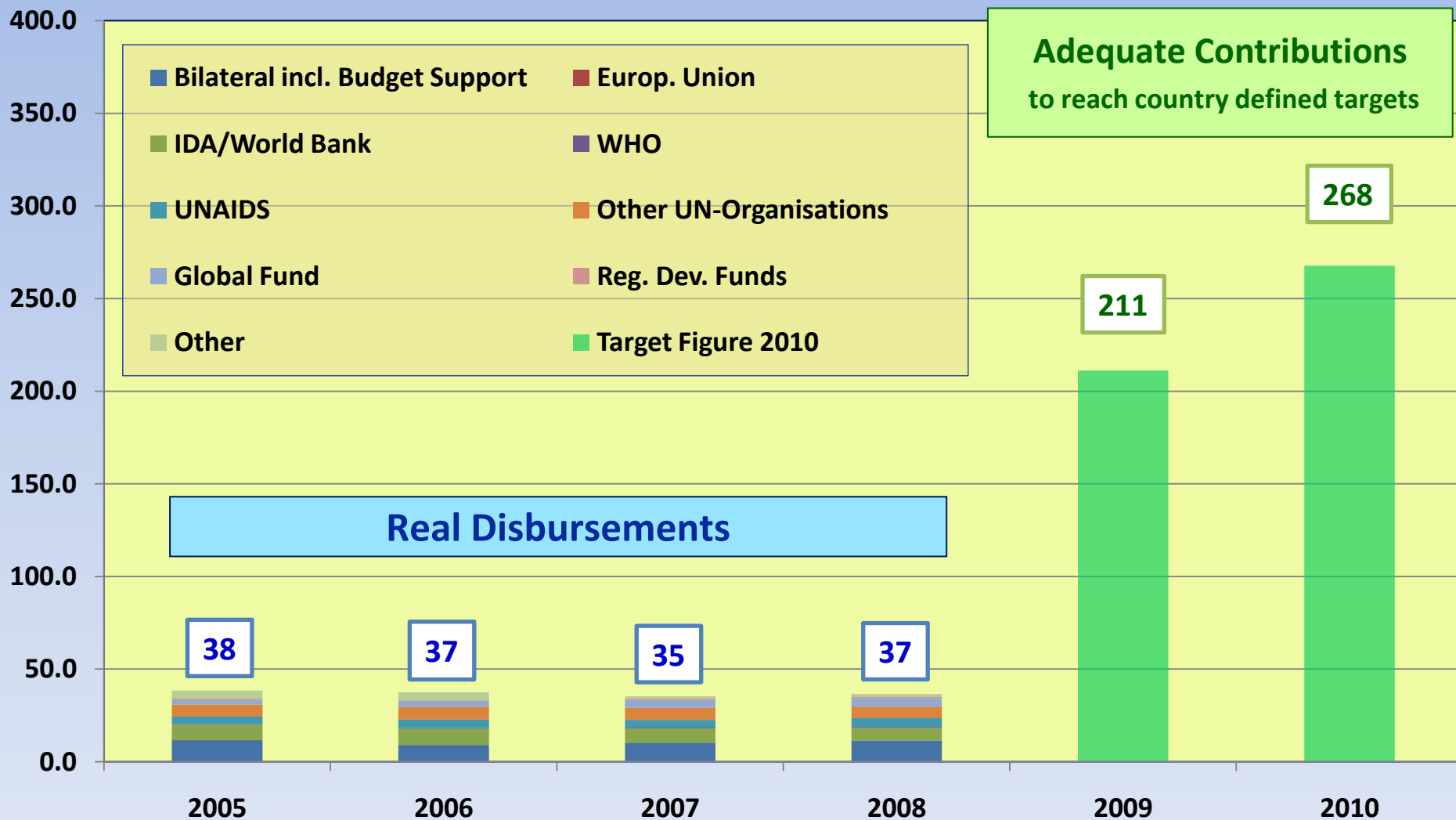
Sources: CRS/DAC, Annual Reports, Financial Reports, Project databases, own Analysis and Calculations

Switzerland's Bilateral ODA Contributions for the Response to the HIV-Epidemic, 2005-2008 (in CHF millions)



Switzerland's ODA Contributions for the Response to the HIV Epidemic by relevant Financing-Mechanisms

CHF
million



Real Contributions and Contribution Targets for ODA as a whole, for Health and for HIV, 2007-2010

